

GURMINDER K35X

MID RISE



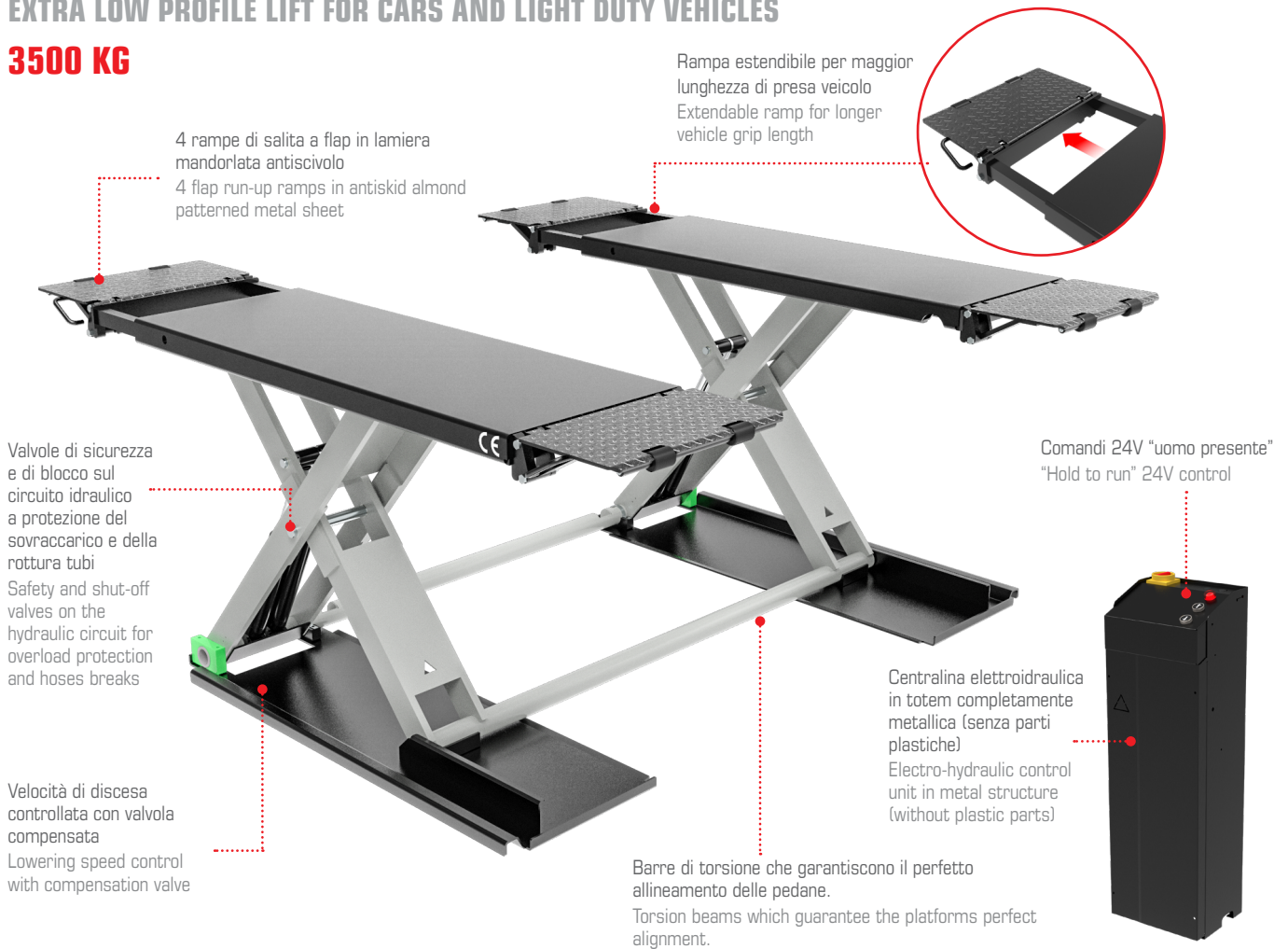
Sollevatore elettroidraulico extra basso con altezza minima da terra di soli 95 mm, a doppie pedane collegate tra loro da doppia barra di torsione per ottenere perfetto sincronismo e livellamento indipendentemente dalla ripartizione del carico.

Extra low rise electrohydraulic lift with min. travel 95mm and double platform. Platforms connected by double torsion beam for perfect synchronicity and levelling independently from the load distribution.

EK35X.LV8.02


SOLLEVATORE A PROFILO SUPER RIBASSATO PER AUTO E VEICOLI COMMERCIALI LEGGERI EXTRA LOW PROFILE LIFT FOR CARS AND LIGHT DUTY VEHICLES

3500 KG



4 rampe di salita a flap in lamiera mandorlata antiscivolo
4 flap run-up ramps in antiskid almond patterned metal sheet

Rampa estendibile per maggior lunghezza di presa veicolo
Extendable ramp for longer vehicle grip length



Valvole di sicurezza e di blocco sul circuito idraulico a protezione del sovraccarico e della rottura tubi
Safety and shut-off valves on the hydraulic circuit for overload protection and hoses breaks

Comandi 24V "uomo presente"
"Hold to run" 24V control




Centralina elettroidraulica in totem completamente metallica (senza parti plastiche)
Electro-hydraulic control unit in metal structure (without plastic parts)

Velocità di discesa controllata con valvola compensata
Lowering speed control with compensation valve

Barre di torsione che garantiscono il perfetto allineamento delle pedane.
Torsion beams which guarantee the platforms perfect alignment.


STANDARD EQUIPMENT



Scheda di controllo elettronica
Electronic PC board



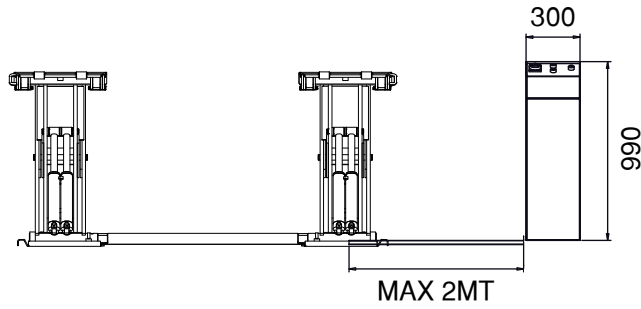
Micro Switch elettrico "salvapiedi" unito ad avvisatore acustico a protezione dell'ultima fase di discesa
Foot protection electric Micro Switch with acoustic signal to protect the last lowering travel



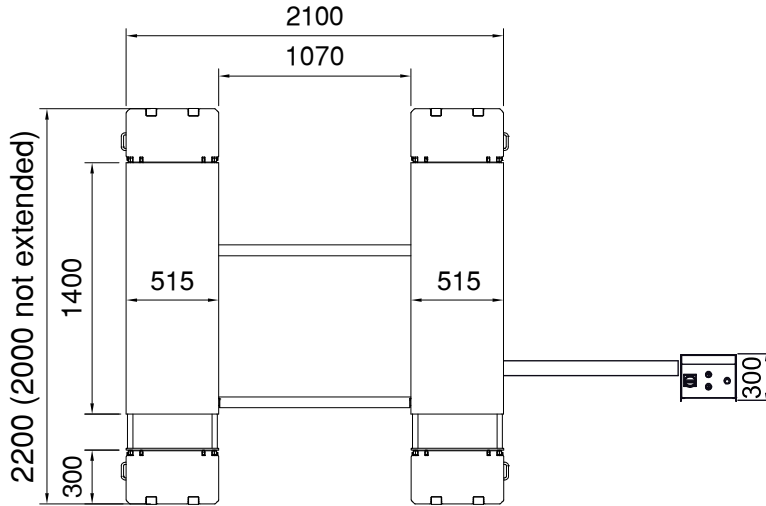
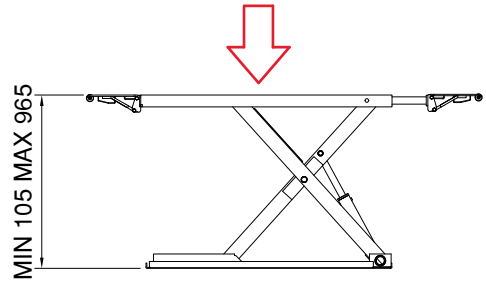
Pattini in polizene autolubrificante ad alto scorrimento
High-sliding and self-lubricating polyethylene pads



Boccole autolubrificanti su tutti i perni di rotazione, senza manutenzione necessaria
Self-lubricating bushings on each rotating pin, maintenance free



3,5 TONS



Portata Capacity	3500 kg
Peso Weight	550 kg
Salita / Discesa Lifting / Lowering	20 / 20 sec.
Altezza di sollevamento Lifting height	min. 105 mm max 965 mm
Motorizzazione Power unit	1,1 Kw 400V 3Ph 50Hz

* Motorizzazione monofase 230V 1ph 50Hz optional
* Optional single phase motorization 230V 1ph 50Hz

STANDARD EQUIPMENT




Kit di 4 tamponi in gomma
H20 mm
4 rubber pads kit H20 mm



Tubi coperti da guaina
antiscoppio
Hoses covered with anti-
blastsheath

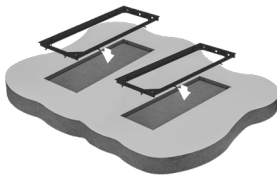


Extra basso: facile accesso
anche con vetture ribassate
Extra low: easy access even with
lowered vehicles



Doppio circuito idraulico
ridondante composto da 4
pistoni, 2 per ogni pedana
Double redundant hydraulic
circuit with 4 pistons, 2 on each
platform

OPTION



EK35X.KI01

Kit incasso composto da cornice
perimetrale - copertura centrale e
scivoli per le rampe
Recessed kit consisting of
perimeter frame - central cover
and ramp sliders




EK300.RB40 H40 mm
EK300.RB60 H60 mm

Kit 4 tamponi in gomma
Kit of 4 rubber pads



EK300.KH01

Kit prolunghe tubi L. 2 mt
Kit for hose extension L. 2 mt



EK300.LR01

Rampe lunghe per veicoli racing /
super sportivi
Run-up ramps for racing / super
sport vehicles